



# RPV1300

Runout Measurement Device for heavy vehicle tyres

## Runout Measurement Device

for heavy vehicle tyres



Runout Measurement Device **RPV 1300** for optimisation of the runout of large vehicle tyres.

The Runout Measurement Device has been developed to optimise the runout of large tractor tyres and other vehicle tyres on agricultural machinery and earthmoving equipment.

A very common problem is that a vehicle vibrates and starts to "bob" at higher speeds. The cause in many cases is a runout error on the wheel.



## The problem of vibration

Modern tractors with larger tyres can vibrate and begin to "bob" very rapidly at higher speed. The vibrations can be large enough to interrupt contact between the road surface and the tyre, at which point the vehicle is out of control. This dangerous situation can occur if, for example, the combination of tyre and rim is out-of-round.



## Find the root of the problem with the RPV1300

The sources of error on the wheel are analysed by the **RPV1300** Runout Measurement Device and the best position of the tyre on the rim is determined to optimise runout of the wheel.

The latest laser technology is used to record the actual runout on the rim and tyre.


The entire wheel is rotated once and the specially developed program is used to evaluate the recorded data. The wheel and the rim are checked for optimum runout at the same time.

Any potential out-of-round can then be located accurately on the wheel.



Laser for the rim

Laser for the tyre



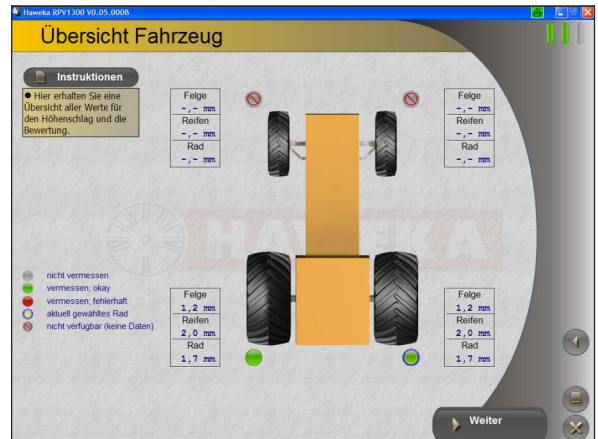
System with 3 measuring heads

## Tracking the error

An overview for the vehicle to be aligned shows the user what stage of the current stage of the process. The subsequent steps are explained by in-program instructions.

The recorded data are processed by the PC software.

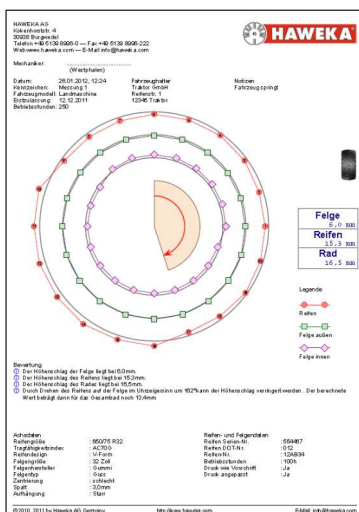
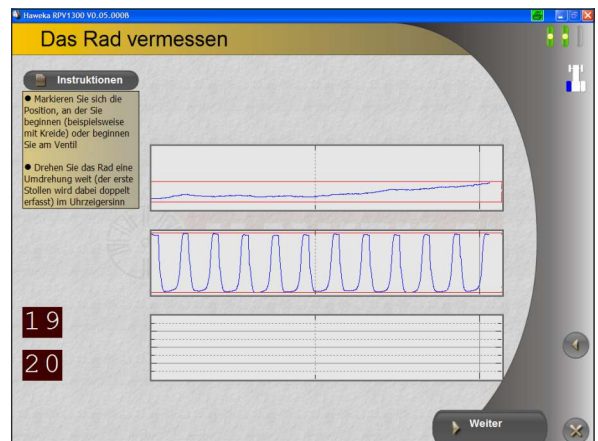
The graphical presentation simplifies operation and displays the measurements clearly.



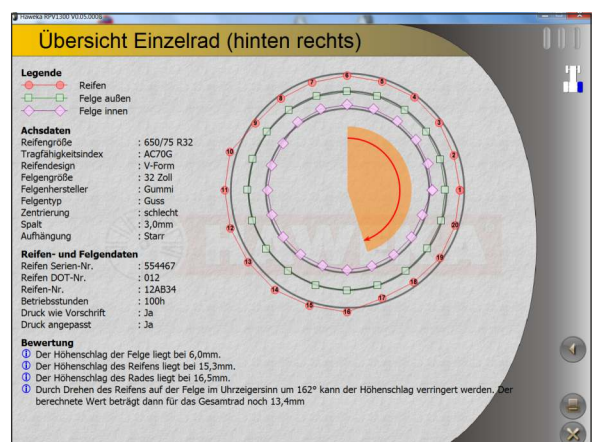
## Optimising the wheel

The program provides a clear evaluation of the recorded measurements. A **suggested match** (rotating the tyre on the rim) to optimise the wheel is calculated and displayed graphically.

The measurements can also be printed out on a measurement protocol.



Protocol printout



## Features:

- runout measurement
- lateral runout measurement
- results linear or after 1. harmonics
- control measurement after optimization



## Technical data: RPV1300

### Measuring range:

Clearance distance measuring range	80 - 120 mm
Measuring tolerance	+/- 0,01 mm

### Laser:

Supply voltage of the lasers	via USB-interface
Laser class	2 -> DIN EN 60825-1
Sampling rate	130 Hz
Protection class	IP 54
Temperature range	0°C - +50°C



### PC system requirements for RPV1300

Required operating system: Windows 7, 8.1, 10

### Minimum hardware requirements

- Processor: Pentium IV – AMD Athlon 1 GHz
- RAM: 1024 MB (Win7)
- 100 MB available hard disk space
- Graphics: 1024 x 768 pixel resolution / High Colour
- Sound card
- Port: USB 1.1
- CD-ROM drive
- Recommended: Printer

### Runout Measurement Device

#### RPV1300 STANDARD

System with 3 measuring heads

**Item No. 900 008 214**

### Runout Measurement Device

#### RPV1300 upgrade Kit

from PRO to STANDARD

**Item No. 900 008 218**

**We are happy to provide further information. Please call us!**

## HAWEKA AG

Kokenhorststraße 4  
30938 Burgwedel  
Tel. +49 (0)5139-8996-0  
Fax. +49 (0)5139-8996-222  
www.haweke.com  
info@haweke.com